Cvičenia k príbehom



Fotografia
Dinokomiks a cvičenia

Autorka cvičení: Traute Taeschner
Grafika a dizajn: Giulia Francese, Manuela Monteforte
Preložila a upravila: Zlatica Jursová Zacharová
Jazyková korekcia: Lenka Sokolová, Ľubica Hrováthová
Autorstvo pôvodných príbehov: Traute Taeschner, Feli Etxeberria, Jesus Arzamendi, Xavier Garagorri, Frans X. Plooij, Christine O'Hanlon

Všetky práva vyhradené. Publikáciu ani žiadnu jej časť nie je dovolené rozširovať bez udelenia súhlasu autorov.
© DITI, srl. Dinocroc International Training Institute srl - Roma
via della Sforzesca,1 - 00185 Roma tel/fax: +39-06-88920773
info@hocus-lotus.edu www.hocus-lotus.edu

Slovenská verzia © Havava, s.r.o. www.hocus-lotus.sk

Vyrobené pre výskumné a vzdelávacie účely v rámci projektu KEGA 060UK-4/2017.

Vydala: Havava, s.r.o., Bratislava

Príbeh č. 9 Fotografia









Príbeh č. 9 Fotografia







_____

_____

_____

Príbeh č. 9 Fotografia

Príbeh č. 9 Fotografia







Cvičenie č. 1. Čítaj nahlas:

Jedného dňa sa , a túlali po

 . Pán odchádzal na celé leto preč.

si chcela urobiť na pamiatku  .

No potrebovali . Náhodou tam bolo

a malo . Opýtali sa jej, či im neurobí

 . súhlasilo a urobilo im peknú

 . si zobral svoj 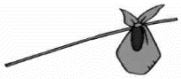

a išiel do sveta.

Cvičenie č. 2. Nakresli a popíš svoju rodinu:

RODINNÁ FOTOGRAFIA



Moja rodina

Cvičenie č. 3. Napíš do bubliniek:

Poďte trošku doprava, trošku doľava, cvak!

Urobme si fotku!

Odchádzam preč.



Cvičenie č. 4. Nájdi a podčiarkni slová, ktoré **nie sú** na obrázku.
Vypíš slová, ktoré sú na obrázku.

fotka	kvet	topánka	sukňa	lopta	vlasy
lavička	jašterica	had	chlapec	kamera	kruh
kniha	ponožky	ryba	dievča	včela	peň
batoh	kamene	líška	tričko	nohavice	strom



Nakresli a napíš svoj príbeh:



Vyfarbi si príbeh: